

# WOOD BURNING STOVES

 with very simple use and clean combustion



# Cosiness, warmth and pleasure...

*"You should feel as though you've lit a bonfire in your living room."*

Designer, Casper Storm

Aduro's two designers Casper Storm and Torben Madsen have been dedicatedly working together since the company's inception. Their principal task is to create modern and environmentally friendly wood burning stoves with a Scandinavian feel. The stoves are designed with simple and stylistically pure lines, hidden hinges and invisible welds. The control handle is discreetly concealed to avoid spoiling the sensation of a living fire. To maintain visual access to the flames, stoves are equipped with an efficient air-wash system that prevents soot collecting on the glass panes.

Our stoves are convection stoves, distributing heat via air circulation. This ensures a consistent and pleasant room temperature and allows you to place the stove closer to combustible materials.

You'll find a presentation of our product range on the following pages and at the back of the catalogue there's a summary where you can see technical specifications and compare individual stoves.

## ADURO AND THE ENVIRONMENT

Every single Aduro wood burning stove is created on the basis of advanced combustion principles and our unceasing efforts to achieve the least possible environmental impact. To this end, our stoves comply with the strictest environmental criteria in the world, which include the Nordic Swan Ecolabel. This is a guarantee that our wood burning stoves are among the most environmentally sound on the market. Aduro doesn't just comply with the criteria – we exceed them. This means that an Aduro wood burning stove has significantly cleaner combustion than the Ecolabel's stringent criteria. The same applies to the stove's ability to utilise

firewood – its efficiency. A wood burning Aduro stove with an Ecolabel is a simple way of caring for yourself, your family and the environment. A good wood burning stove can't do it all alone – this is why we've developed a unique automatic device called Aduro-tronic to make it easier to heat your home efficiently and effortlessly.

## WOOD BURNING STOVES AND CO<sub>2</sub>

You can light your Aduro wood burning stove with a clear conscience because heating with wood is CO<sub>2</sub> neutral. Wood absorbs just as much CO<sub>2</sub> from the atmosphere while trees are growing as the wood releases when it is burnt. Your wood burning stove is a way to make a positive contribution to the CO<sub>2</sub> balance and global climate change – as long as you burn your firewood correctly.

## 5-YEAR WARRANTY

We provide up to 5 years' warranty on all Aduro wood burning stoves, as long as you register your stove at [www.aduro.dk](http://www.aduro.dk) within one month of the date of purchase.

... Now all you need to do is decide which Aduro wood burning stove will be perfect for your home. A source of cosiness, warmth and pleasure!

Enjoy your stove!

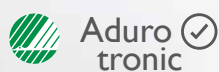


Casper Storm



Torben Madsen





## Aduro 9

An impressively large glass area is achieved by adding side panes and minimising the bars between the glass in the door and the glass at the sides. Visual access to the living fire has been a crucial parameter all the way – so an efficient air-wash system ensures that soot doesn't collect on the glass at the front or sides. This is a timeless and elegant fixture for modern homes.

### Aduro 9 air

Aduro 9 is also available in a version with an external air supply. This version is particularly suitable for houses that are very well-insulated.

Heats 30-140 m<sup>2</sup> • 6 kW • Flue outlet top/rear  
Dimension (HxWxD) 95,8 x 50 x 44,7 cm

UP TO  
**40%**  
less wood  
consumption

## ADURO-TRONIC AUTOMATIC

Aduro-tronic gives you simple operation, reduced firewood consumption and environmentally sound combustion. You simply place dry firewood in the stove and start Aduro-tronic with its one-touch activation. It automatically regulates the air flow to ensure optimum combustion.

The advantages of this automatic device are increased comfort, less work, up to 40 %

less firewood consumption, as well as clean smoke in the chimney. The patent pending device is elegantly integrated under the combustion chamber and functions without the use of electricity. It is set to close for the first six minutes, but adjustments can be made as necessary.

The patent pending device is a standard feature on all Aduro stoves.



At [www.adura.dk](http://www.adura.dk) you can see a 3D film that demonstrates how the device works.






## Aduro 9-1

The curved glass and soft, organic lines draw your gaze straight into the flames of a bonfire. The insulation plates are shaped with a relief to emphasize the vertical lines and make the combustion chamber look loftier. The soft and organic lines also give an air of lightness to the stove.

Heats 30-140 m<sup>2</sup> • 6 kW • Flue outlet top/rear  
Dimension (HxWxD) 95,8 x 50 x 44,7 cm



Aduro   
tronic



Aduro   
tronic



## Aduro 9-2

*"My concept for Aduro 9-2 has been to take a clear-cut geometric shape – the cylinder – and cut details out of it. The increased height emphasizes the cylindrical shape and is completely right for family rooms and rooms with kip or scissor-truss ceilings."*

Designer, Casper Storm

Heats 30-140 m<sup>2</sup> • 6 kW • Flue outlet top/rear  
Dimension (HxWxD) 115,6 x 50 x 50 cm



*Aduro 9-2 is particularly suitable for placing in a corner, as the flue pipe can be turned/angled out to both sides.*

# Aduro 9-3

The pedestal elevates the combustion chamber and intensifies focus on the flames. The two side panes of glass give extra generous visual access to the flames, while ensuring a light and elegant look. In effect, this is a sculpture in your room.

Heats 30-140 m<sup>2</sup> • 6 kW • Flue outlet top/rear  
Dimension (HxWxD) 104 x 50 x 49 cm

Moulded vermiculite in the combustion chamber



Stainless steel handle

Aduro   
tronic



## Aduro 9 series

*"When we were developing the Aduro 9 series, one of the specific objectives was to produce a stove with the largest possible expanse of glass. The view into the living fire was a vital parameter all along, so an efficient air-wash ensures that soot is not deposited on the glass panes. Another thing we aimed at was a smart interior for the combustion chamber, so we have designed the insulation plates with a relief that highlights the vertical lines and the height of the combustion chamber."*

Designer, Casper Storm

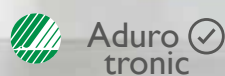


# Aduro 9-4

*"The wall-mounted Aduro 9-4 stove is an elegant, floating fixture that accentuates the flames in the most attractive way."*

Designer, Casper Storm

Heats 30-140 m<sup>2</sup> • 6 kW • Flue outlet top/rear  
Dimension (HxWxD) 75,2 x 50 x 46 cm



## WHAT SIZE STOVE SHOULD I CHOOSE?

An Ecolabelled Aduro stove is tested to burn cleanly all the way down to 3 kW. This means that in most cases you can freely choose any of our stoves.

Please visit [www.aduro.dk](http://www.aduro.dk) for more information

Aduro   
tronic

## Aduro 9-5

With the Aduro 9-5 the aim was to create a tall stove – 120 cm – with a raised combustion chamber. This makes it easier to operate and provides a perfect view into the flames.

Aduro 9-5 will match the style well in a room that is open to the ridge beam or has scissor trusses. The stove comes with a large storage space with a door.

---

Heats 30-140 m<sup>2</sup> • 6 kW • Flue outlet top/rear  
Dimension (HxWxD) 120 x 50 x 44,7 cm



# Aduro 13

This charming cast-iron stove with side glass is the perfect solution for narrow spaces. Its modest depth and almost floating combustion chamber gives the stove an appearance of lightness. The stove's exterior is made of cast iron to provide soft curves and fine detailing. The handle is integrated into the stove so that the handle does not protrude into the room.

It is not only the design of this stove that is noticeable. This is also a super-combusting stove. Aduro 13 has uniquely low particle emission – 1.16 g/kg wood which is among the lowest in the world.

---


Heats 30-120 m<sup>2</sup> • 5 kW • Flue outlet top/rear  
Dimension (HxWxD) 87 x 48 x 34,5 cm

*"The cast iron gives the stove a sturdy, raw and rustic feel. Like a small machine emitting warmth and harmony."*

Designer, Torben Madsen







Smart integrated convection vents



Integrated handle in stainless steel



Large storage space with a door



  
 Aduro   
 tronic

## Aduro 13-1

Aduro 13 is also available with a large storage space under the combustion chamber and an external air supply. With the extra height, the Aduro 13-1 has an elegant and exclusive look.

Heats 30-120 m<sup>2</sup> • 5 kW • Flue outlet top/rear  
 Dimension (HxWxD) 97 x 48 x 34,5 cm



Aduro   
tronic

# Aduro 12

Cubist wood burning stove with large corner glass angles. Aduro 12 is the ideal corner solution as the flue outlet can be angled to both sides. This model is also available with a module for firewood storage – which means that the stove is best fitted on a straight wall. A new top plate ensures that the module is fully integrated with the stove.

## EXTERNAL AIR SUPPLY

Aduro 12 has the option of external air supply where air for combustion from an external source is connected directly to the stove. The air supply itself is concealed behind or beneath the stove. The optimum choice for very well-insulated homes.

---

Heats 30-140 m<sup>2</sup> • 6 kW • Flue outlet top/rear

Dimension (HxWxD) 101,5 x 41,8 x 41,8 cm / 101,5 x 67,8 x 41,8 cm



Aduro   
tronic







## Aduro 5-I

Minimalist built-in stove with a straight front and large glass door to give an impressive view of the fire. The handles are cleverly integrated to allow the stove to appear as a single flat surface. The insulation of the combustion chamber is made of cast vermiculite to augment the stove's minimalist design.

The built-in stove is both a prominent feature of the room and superbly integrated. Suitable for building into both existing and new fireplaces. Be spellbound by the flames with this impressive built-in stove.

---

Heats 30-140 m<sup>2</sup> • 7 kW • Flue outlet top/rear

Dimension (HxWxD) 57,4 x 63,5 x 46 cm

## Aduro 14

Aduro 14 combines sheet iron and cast iron in a simple and clear-cut cubist design. Sheet iron is ideal for the smooth surfaces and sharp corners, forming a striking contrast to the sturdy, rustic cast iron of the door. The stern but harmonious expression is completed by the integrated, roomy storage space, which is the perfect place to keep fire irons. Further features of this stove are its spacious combustion chamber, simple operation and super combustion.

---

Heats 30-140 m<sup>2</sup> • 6,5 kW • Flue outlet top

Dimension (HxWxD) 90 x 51,1 x 37 cm







# Aduro I-I

Aduro I-I is the embodiment of cosy, crackling warmth, and its clean lines will fit into any home. The round shape makes for a serene, harmonious stove as a natural extension of the shape of the chimney. To underline this, the front is completely smooth, with the door handle and the air-regulating handles fully integrated into the stove.

Heats 30-140 m<sup>2</sup> • 6 kW • Flue outlet top/rear  
Dimension (HxWxD) 101,5 x 50 x 45 cm



Aduro I-ISK



Integrated handle in stainless steel



Firewood compartment

Aduro I-I series

# Aduro I-2 and Aduro I-ISK

A variant of Aduro I-I is available with a firewood compartment or soapstone on the sides and top. Soapstone is decorative and functional at the same time. It is a natural product that absorbs heat and releases it gradually over time, and each stone has unique colouring and structure.

Heats 30-140 m<sup>2</sup> • 6 kW • Flue outlet top / Aduro I-ISK Flue outlet top/rear  
Dimension (HxWxD) 90 x 50 x 45 / Aduro I-ISK 104,5 x 50 x 45 cm



Aduro tronic

Aduro I-ISK



Aduro tronic

# Aduro 8

*"This is a beautiful and intriguing marriage of sheet and cast iron. The door and drawer have the characteristic rough surface and smooth rounded edges. This strikes a pleasing contrast to the sides and top in sheet iron that appear to be one entity. The surface here is smooth and unstructured, and the corners and edges appear sharpened."*

Designer, Torben Madsen

Heats 30-120 m<sup>2</sup> • 5 kW • Flue outlet top/rear

Dimension (HxWxD) 85,5 x 50,3 x 42,4 cm





Aduro  
tronic

# Aduro 7

*"The design aim for Aduro 7 was to create a rectangular stove with softened lines. The inspiration actually came from a tennis ball! A tennis ball is made up of two parts that cling together along a clear join. Transposed to a wood burning stove, this concept has given the Aduro 7 a clear separation into two parts, with its sides and front forming one part, and its base, rear and top the other part. In the intervening space, the stove has a wide air gap that emphasizes the division while helping to channel convection heat. The end result is a harmonious stove, which manages to be traditional and entirely unique all at once. It's so unique that Aduro has copyrighted the design."*

**Designer, Casper Storm**

Heats 30-140 m<sup>2</sup> • 7 kW • Flue outlet top/rear  
Dimension (HxWxD) 98,5 x 49,7 x 43,1 cm



Aduro key for operating the secondary damper (supplied with the stove)



Stainless steel handle



Cross section of the air gap

# Aduro 6

*"The Aduro 6 was created to be a real work horse. It's a tireless worker with a spacious combustion chamber and the ability to really heat up a room. Its design is all about expressing this and blending in with the surroundings for which the Aduro 6 was intended. These include summer cottages, countrystyle kitchens and living rooms. The choice of cast iron was intentional as it has a wonderful coarse-grained surface and provides some unique opportunities to cast elegant details and curves."*

Designer, Casper Storm

Heats 30-140 m<sup>2</sup> • 7 kW • Flue outlet top/rear  
Dimension (HxWxD) 79,4 x 56 x 49,1 cm



# Aduro 4

*"We were tasked with designing a wood burning stove with room for large pieces of firewood. This requirement has given the low wide format signalling stability and strength. The wood burning stove is undecorated – its shape is simple and exact. It's a source of great cosiness suitable for both modern and traditional homes."*

Designer, Torben Madsen

Heats 30-140 m<sup>2</sup> • 7 kW • Flue outlet top/rear  
Dimension (HxWxD) 70,6 x 69,9/58,2 x 44,7 cm

Aduro tronic







# Accessories

Aduro offers a wide range of optional extras to complete your experience of a real fire – both aesthetically and functionally. In addition to wood, the firewood baskets in felt, imitated leather and PET (polyester fibres from recycled plastic bottles) are ideal for the storage of newspapers, magazines and children's toys. Comfortable handles make the baskets easy to move around. The look of the design is finished with distinctive stitchings.

## ADURO PROLINE

**Designed by Casper Storm and Torben Madsen**

*"From the initial sketch, the intention was to develop a line of accessories where the design was in line with the mode of expression that characterises Aduro's wood burning stoves - the minimalistic and Scandinavian expression."*

Aduro Proline firewood basket in PET



Aduro Proline felt basket Ø45 – grey, red, green

Aduro Proline firewood basket in black imitated leather



Aduro Proline felt basket Ø45 with plastic insert Ø45

Aduro Proline 1 companion set



Aduro Proline 2 companion set





# Accessories

## ADURO BASELINE



*Aduro Baseline firewood basket in PET*



*Aduro Baseline firewood basket in black imitated leather*

*Aduro Baseline felt basket in grey*



*Aduro Baseline 2 companion set*

*Aduro Easy Firestarter*



*Aduro Easy Clean*



*Aduro Wood Moisture Meter*

## ADURO MAGNETIC TOOLS

An elegant hearth set in brushed stainless steel, consisting of a poker, shovel and brush. The tools contain a magnet, so there are extra options for hanging the set up – for example on the back of the stove. The set includes a base, so it can also be mounted on the wall.

Design: Casper Storm og Torben Madsen



## Flue pipes

Aduro offers a versatile range of flue pipes in the same colours as the stoves.



	Aduro I-1	Aduro I-1SK	Aduro I-2	Aduro 4	Aduro 5-1	Aduro 6	Aduro 7	Aduro 8	Aduro 9*
Nominal power	6 kW	6 kW	6 kW	7 kW	7 kW	7 kW	7 kW	5 kW	6 kW
Operational area	3-9 kW	3-9 kW	3-9 kW	3-9 kW	3-9 kW	3-9 kW	3-9 kW	2-7 kW	3-9 kW
Heats	30-140 m <sup>2</sup>	30-140 m <sup>2</sup>	30-140 m <sup>2</sup>	30-140 m <sup>2</sup>	30-140 m <sup>2</sup>	30-140 m <sup>2</sup>	30-140 m <sup>2</sup>	30-120 m <sup>2</sup>	30-140 m <sup>2</sup>
Measurements in cm									
Flue outlet, diameter	Ø15 top/rear	Ø15 top/rear	Ø15 top	Ø15 top/rear	Ø15 top/rear	Ø15 top/rear	Ø15 top/rear	Ø15 top/rear	Ø15 top/rear
Dimension (HxWxD)	101,5 x 50 x 45	104,5 x 50 x 45	90 x 50 x 45	70,6 x 69,9 / 58,2 x 44,7	57,4 x 63,5 x 46	79,4 x 56 x 49,1	98,5 x 49,7 x 43,1	85,5 x 50,3 x 42,4	95,8 x 50 x 44,7
Distance to combustible material behind stove	17	17	17	20	25	20	20	20	20**
Distance to combustible material behind stove with insulated flue pipe	12	12	12	-	-	-	-	10	-
Distance to combustible material at side	45	45	45	25	30	30	52	30	70
Distance to combustible material in corner arrangement	30	30	30	7	-	-	-	-	-
Distance to furniture	100	100	100	110	110	110	80	85	80
Distance from floor to centre of rear outlet	88,8	88,8	-	57,5	-	65,8	84,2	75,9	84
Distance from centre of exhaust branch to rear edge of stove	19,5	19,5	19,5	18,8	19	19,9	16	18,3	19,3
Max wood length	36	36	36	40	40	40	39	32	39
Width of wood chamber	37	37	37	41	41	41	40	33	40
Aduro-tronic automatic	√	√	√	√	√	√	√	√	√
Convection stove	√	√	√	√	√	√	√	√	√
Primary, secondary and tertiary air supply	√	√	√	√	√	√	√	√	√
Air-wash system	√	√	√	√	√	√	√	√	√
Ashpan	√	√	√	√	√	√	√	√	√
Weight	95 kg	113 kg	90 kg	89 kg	77 kg	125 kg	130 kg	105,5 kg	93 kg
Colour	Black	Black	Black	Black	Black	Black	Black	Black	Black
Endorsements	Ecolabel, DIN-Plus, CE and EN13240	Ecolabel, DIN-Plus, CE and EN13240	Ecolabel, DIN-Plus, CE and EN13240	Ecolabel, DIN-Plus, CE and EN13240	Ecolabel, DIN-Plus, CE and EN13240	Ecolabel, DIN-Plus, CE and EN13240	Ecolabel, DIN-Plus, CE and EN13240	Ecolabel, DIN-Plus, CE and EN13240	Ecolabel, DIN-Plus, CE and EN13240



	Aduro 9-1	Aduro 9-2	Aduro 9-3	Aduro 9-4	Aduro 9-5	Aduro 12***	Aduro 13	Aduro 13-1***	Aduro 14
Nominal power	6 kW	6 kW	6 kW	6 kW	6 kW	6 kW	5 kW	5 kW	6,5 kW
Operational area	3-9 kW	3-9 kW	3-9 kW	3-9 kW	3-9 kW	3-9 kW	2-7 kW	2-7 kW	3-9 kW
Heats	30-140 m <sup>2</sup>	30-140 m <sup>2</sup>	30-140 m <sup>2</sup>	30-140 m <sup>2</sup>	30-140 m <sup>2</sup>	30-140 m <sup>2</sup>	30-120 m <sup>2</sup>	30-120 m <sup>2</sup>	30-140 m <sup>2</sup>
Measurements in cm									
Flue outlet, diameter	Ø15 top/rear	Ø15 top/rear	Ø15 top/rear	Ø15 top/rear	Ø15 top/rear	Ø15 top/rear	Ø15 top/rear	Ø15 top/rear	Ø15 top
Dimension (HxWxD)	95,8 x 50 x 44,7	115,6 x 50 x 50	104 x 50 x 49	75,2 x 50 x 46	120 x 50 x 44,7	101,5 x 41,8 / 67,8 x 41,8	87 x 48 x 34,5	97 x 48 x 34,5	90 x 51,1 x 37
Distance to combustible material behind stove	15	15	15	15	15	25	21	21	15
Distance to combustible material behind stove with insulated flue pipe	10	10	10	10	10	-	9	9	7
Distance to combustible material at side	45	45	70	70	70	25	46	46	25
Distance to combustible material in corner arrangement	20	20	-	-	-	25	-	-	8
Distance to furniture	90	90	90	90	80	80	100	100	100
Distance from floor to centre of rear outlet	84	102,1	92,2	63,4	108,2	91,3	75,7	85,5	-
Distance from centre of exhaust branch to rear edge of stove	19,3	25,3	19,3	20,8	19,3	20,9	16	16	18,5
Max wood length	39	39	39	39	39	34	35	35	39
Width of wood chamber	40	40	40	40	40	35	39 / 31	39 / 31	40
Aduro-tronic automatic	√	√	√	√	√	√	√	√	√
Convection stove	√	√	√	√	√	√	√	√	√
Primary, secondary and tertiary air supply	√	√	√	√	√	√	√	√	√
Air-wash system	√	√	√	√	√	√	√	√	√
Ashpan	√	√	√	√	√	√	√	√	√
Weight	100 kg	111 kg	103 kg	88 kg	100 kg	108 kg	80 kg	92 kg	85 kg
Colour	Black	Black	Black	Black	Black	Black	Black	Black	Black
Endorsements	Ecolabel, DIN-Plus, CE and EN13240	Ecolabel, DIN-Plus, CE and EN13240	Ecolabel, DIN-Plus, CE and EN13240	Ecolabel, DIN-Plus, CE and EN13240	Ecolabel, DIN-Plus, CE and EN13240	Ecolabel, DIN-Plus, CE and EN13240	Ecolabel, DIN-Plus, CE and EN13240	Ecolabel, DIN-Plus, CE and EN13240	Ecolabel, DIN-Plus, CE and EN13240

\* Also available in a version with an external air supply: Aduro 9 air.

\*\*Aduro 9 air: Distance to combustible material behind stove 15 cm, at sides 70 cm, furniture distance 90 cm. Distance to combustible material behind stove with insulated flue pipe 10 cm.

\*\*\* With external air supply.





# Aduro outdoor fireplace

Bring warmth and atmosphere out onto the patio with the Aduro outdoor fireplace. The outdoor fireplace is made of 3 mm Corten steel which after a short period in the rain, sun and wind gains a lovely rusty patina. A stainless steel grill grate to allow barbecuing over natural charcoal is offered as an optional extra.

We take reservations for any printing errors and stylistic adjustments of the images used.



Aduro A/S • Beringvej 17  
DK-8361 Hasselager  
E-mail: info@adoro.dk

*Aduro A/S develops, manufactures and markets wood burning stoves and outdoor products in a modern, Danish design. You can find more information on our products at our website*

**WWW.ADURO.DK**